



# Weekly Flu Surveillance Report

Week 05 - January 28th - February 3rd, 2024

## Disclaimer

Most cases of influenza are not reportable in the state of Texas, thus the data in this report was collected from hospitals, clinics, and schools throughout the region who have agreed to voluntarily submit data.

## Definitions

**ILI:** Influenza-Like Illness. This is an illness that resembles the flu, but has not been confirmed. **Rapid:** These tests are typically done in-house to quickly test for influenza. **PCR:** These tests are generally more precise than rapid tests and are performed at the DSHS state lab and many commercial labs to confirm a case of influenza.

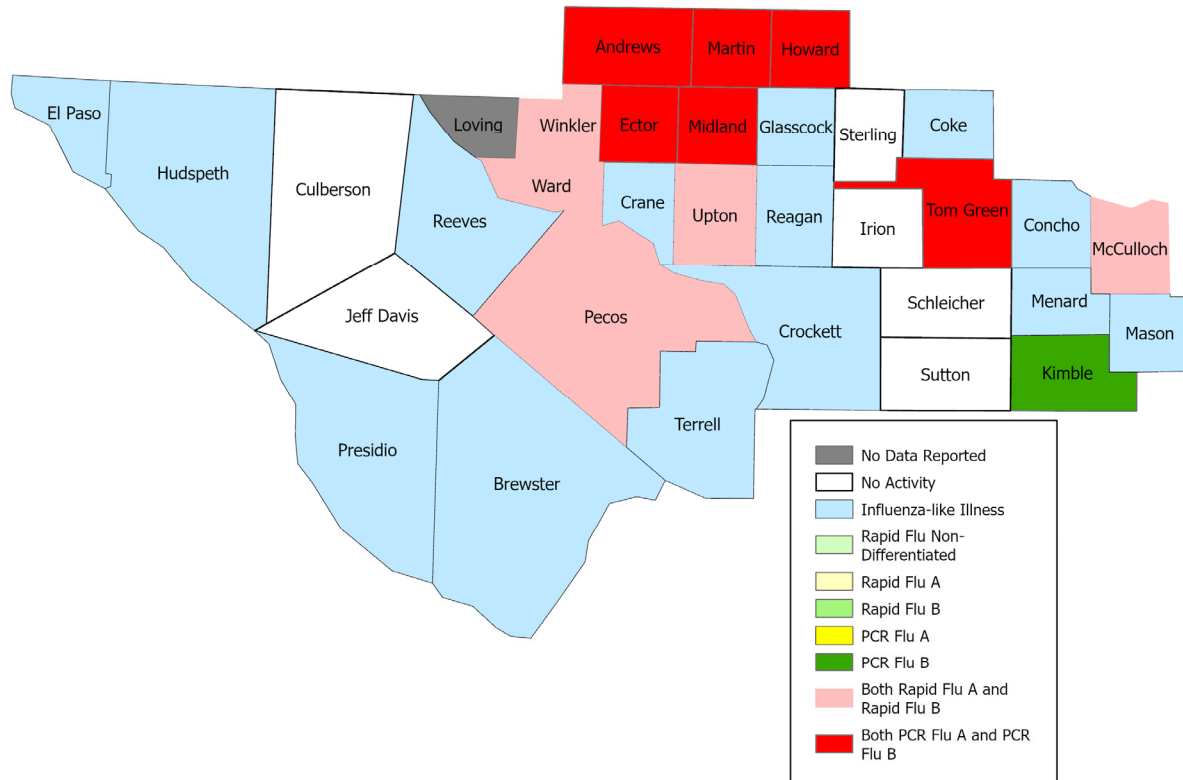
## Summary Data

Condition	Week 05	Week 04	Week 03
Number of Counties Reporting (36 total)	↑ 35	33	35
Number of Counties Reporting ILI	↑ 21	20	18
Number of Counties Reporting High Levels of ILI*	↑ 11	8	6
Number of Counties Reporting Flu A	↑ 11	10	12
Number of Counties Reporting Flu B	→ 12	12	12
Number of Counties Reporting Flu A & Flu B	↑ 11	10	12

The arrows represent changes from the previous week. A sideways arrow means there was no change in that condition.

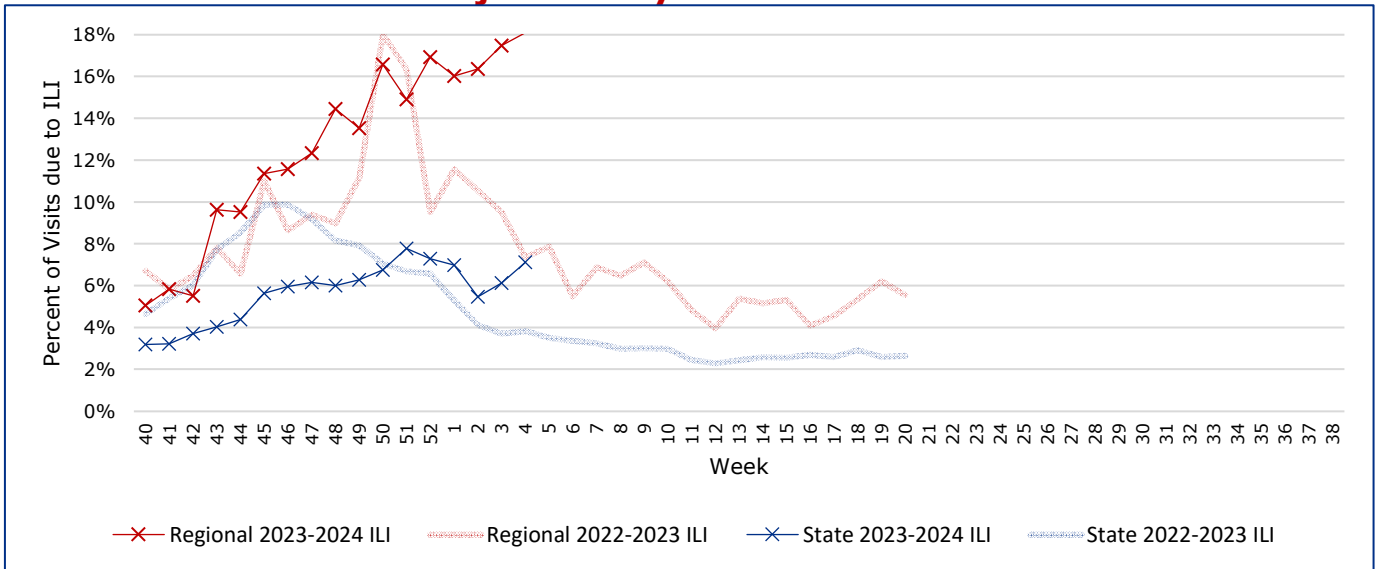
\*Counties with total percent of visits due to ILI above 4.0% for the week are considered to have high/abnormal levels.

## Map of Regional Flu Activity



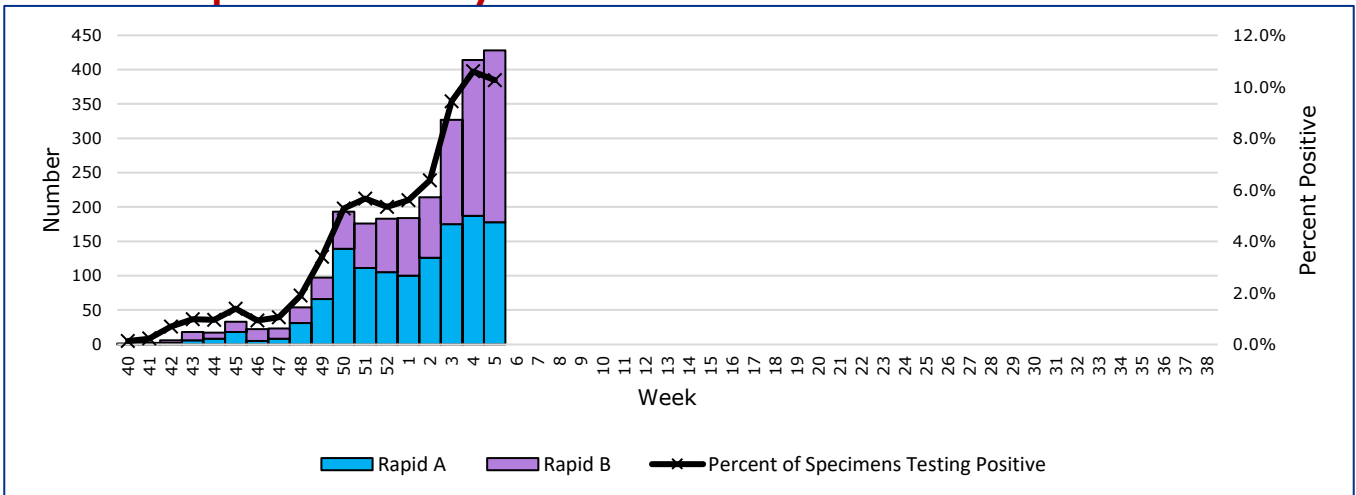
The map above depicts the previous week's reports of flu or influenza-like illness activity in each county. The legend on the bottom right of the map describes the meaning of each color.

## Influenza-Like Illness Projections by Week



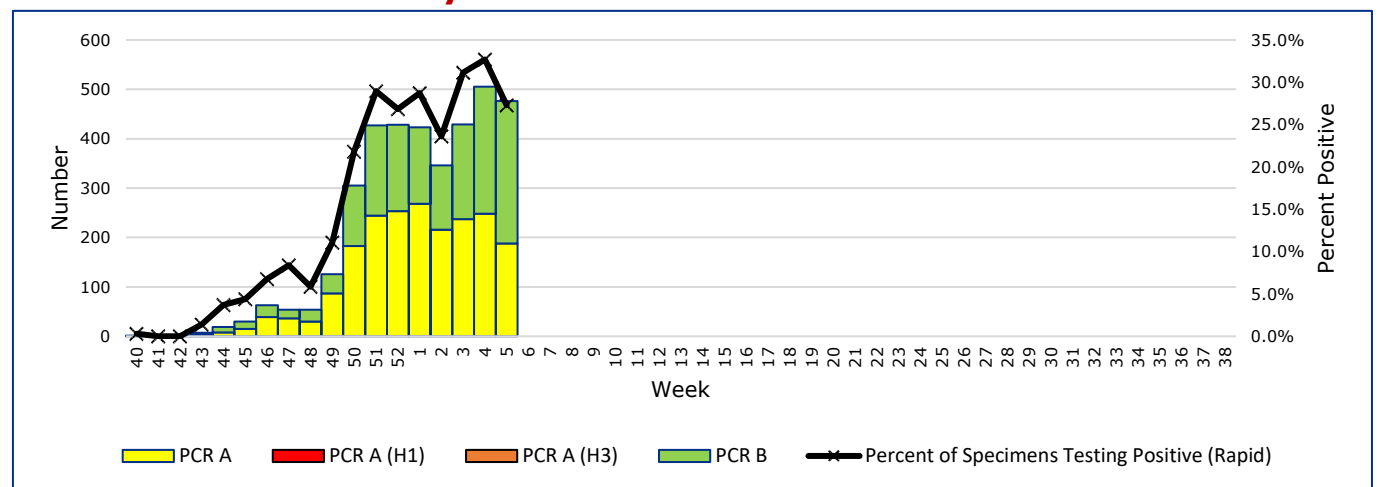
This chart documents the percentage of patient visits that were due to ILI at hospitals and clinics around the region, excluding confirmed COVID cases. It compares our region's data with the state's data and also compares to last flu season.

## Positive Rapid Flu Tests by Week



This chart documents the number of rapid tests that have come back positive for flu A and flu B each week throughout the region.

## Positive PCR Flu Tests by Week



This chart documents the number of PCR tests that have come back positive for flu A and flu B each week throughout the region.

## Flu Data by County

County	Week 05				Week 04				Week 03			
	Patient Visits	% with ILI	Flu A	Flu B	Patient Visits	% with ILI	Flu A	Flu B	Patient Visits	% with ILI	Flu A	Flu B
Andrews	692	15%	9	13	664	17%	19	13	630	20%	25	6
Borden	3	0%	0	0	4	0%	0	0	2	0%	0	0
Brewster	76	0%	0	0	84	0%	0	0	71	0%	0	0
Coke	13	0%	0	0	4	0%	0	0	5	0%	0	0
Concho	28	0%	0	0	29	0%	0	0	20	0%	0	0
Crane	43	0%	0	0	40	0%	0	0	35	0%	0	0
Crockett	3	0%	0	0	9	0%	0	0	3	0%	0	0
Culberson	12	0%	0	0	4	0%	0	0	6	0%	0	0
Dawson	169	0%	0	0	163	0%	0	0	158	0%	0	0
Ector	6373	38%	129	213	6228	39%	157	243	5452	39%	175	181
El Paso	6866	0%	0	0	7022	0%	0	0	6865	0%	0	0
Gaines	148	0%	0	0	137	0%	0	0	130	0%	0	0
Glasscock	9	11%	0	0	14	14%	0	0	9	0%	0	0
Howard	579	4%	4	2	587	7%	4	5	581	5%	9	2
Hudspeth	19	0%	0	0	13	0%	0	0	24	0%	0	0
Irion	1	0%	0	0	0		0	0	0		0	0
Jeff Davis	16	0%	0	0	10	0%	0	0	18	0%	0	0
Kimble	255	11%	0	6	94	13%	0	1	113	11%	1	2
Loving	0		0	0	0		0	0	1	0%	0	0
McCulloch	125	87%	2	19	133	86%	4	21	66	82%	6	4
Martin	285	13%	4	7	300	18%	9	13	271	11%	2	4
Mason	25	0%	0	0	28	0%	0	0	30	0%	0	0
Menard	5	0%	0	0	7	0%	0	0	9	0%	0	0
Midland	3435	18%	69	101	3413	18%	104	95	2928	18%	100	66
Pecos	1034	26%	45	48	940	29%	43	37	1008	22%	33	4
Presidio	33	0%	0	0	186	10%	0	0	164	7%	0	0
Reagan	13	0%	0	0	18	0%	0	0	20	0%	0	0
Reeves	193	0%	0	0	164	0%	0	0	151	0%	0	0
Schleicher	1	0%	0	0	0		0	0	4	0%	0	0
Sterling	3	0%	0	0	1	0%	0	0	1	0%	0	0
Sutton	18	0%	0	0	16	0%	0	0	25	0%	0	0
Terrell	3	0%	0	0	9	0%	0	0	3	0%	0	0
Tom Green	1447	3%	51	43	1455	2%	45	34	1158	2%	20	23
Upton	174	34%	16	8	161	34%	11	4	129	23%	5	3
Ward	811	47%	30	34	769	41%	39	16	627	45%	30	14
Winkler	570	29%	7	44	157	1%	0	2	437	28%	6	35
<b>Total</b>	<b>23480</b>	<b>18.9%</b>	<b>366</b>	<b>538</b>	<b>22863</b>	<b>18.2%</b>	<b>435</b>	<b>484</b>	<b>21154</b>	<b>17.3%</b>	<b>412</b>	<b>344</b>

## **Flu-Associated Pediatric Deaths & Outbreaks**

No flu-associated pediatric deaths have been reported in PHR 9/10 this flu season. In PHR 9/10, no flu outbreaks have been reported for Week 05.

**For a more comprehensive look at respiratory illnesses circulating throughout Texas, please visit: <https://www.dshs.texas.gov/texas-respiratory-virus-surveillance-report> and select the "Current Texas Respiratory Virus Surveillance Report"**