

Texas HIV Medication Program Update

Rachel Sanor, LMSW, MBA
Program Manager
THMP Program



Texas HIV Medication Program (THMP) Update

- Rules Change and Standard Deduction Implementation
- Take Charge Texas (TCT)
- Application Processing Update
- Reinstatement of Suspended Medications
- THMP – Staff Updates, Projections, and Demographic Information



Rules Change and Standard Deduction Update



Rules Change

- Existing rules in Chapter 98, Subchapters A and C, Division 1 were repealed and consolidated into new rules Subchapter C, Division 1
- New rules include SPAP, ADAP, and TIAP in one subchapter
- TIAP now documented in rules
- The spend-down process was replaced with standard deduction
- Emergency response program changes addressed
- Allows for non-paper application submissions in HRAR
- Requires program to share information on budgetary limitations 60 days before cost containment implementation
- Allows the of option of meeting virtually



Implementation of the Standard Deduction

- The standard deduction is calculated by annualizing the average per-client expenditure
- The standard deduction will be \$12,240 for the first year of implementation – April 1, 2023 to March 31, 2024
- THMP will continue to use the spend down through March 31, 2023
- Each year THMP will notify the community of the new standard deduction amount by January 30th, which will be implemented on April 1st



Take Charge Texas



Take Charge Texas (TCT) Applications Submitted

September 1–November 30, 2022

Client Portal

- Total number of applications submitted through the client portal: 541
- Total number of THMP applications submitted: 504 (93%)
- Total number of applications submitted for both care and THMP: 456 (84%)

Agency Portal

- Total number of applications submitted through the agency portal: 13,866
- Total number of THMP applications submitted: 9,980 (72%)
- Total number of applications submitted for both care and THMP: 7,395 (53%)

Pharmacy

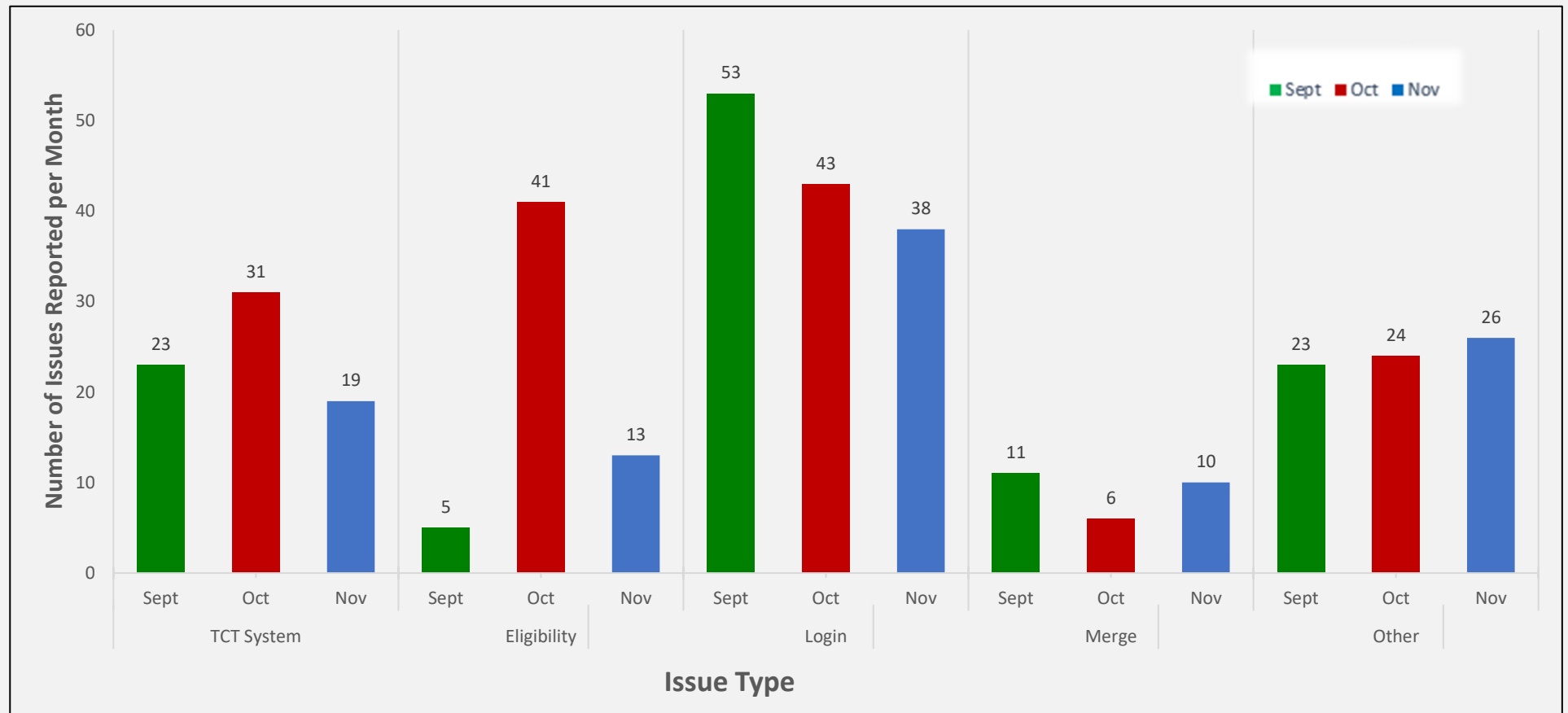
- Total Number of Order Batches: 1,063



Texas Department of State
Health Services

TCT Support - Reported Issue Types

Sept 1, 2022 - Nov 30, 2022



Texas Department of State Health Services

TCT Feedback

- If you are a current TCT user and would like to provide feedback on future enhancements, contact us at TCTHelpDesk@dshs.texas.gov and include “TCT Feedback” in the subject line
 - THMP will invite you to see demonstrations of future system enhancements and give you the opportunity to provide feedback upon viewing the demonstration



Application Processing Timeline



Application Processing Update

Application Type	New	Self-Attestation	Renewals
Processing on time?	✓	✓	✓
Applications backlogged	0	0	0
Date Processing	January 3	December Due Dates	December Due Dates
Target Processing Date	December 29	December Due Dates	December Due Dates



THMP Processing by Determination

March-November 2022

MONTH	APPROVED	DENIED	INCOMPLETE	TOTAL
March	1,723 (83%)	188 (9%)	173 (8%)	2,084
April	1,820 (85%)	193 (9%)	120 (6%)	2,133
May	2,669 (85%)	270 (9%)	217 (7%)	3,156
June	2,268 (76%)	373 (12%)	350 (12%)	2,991
July	3,217 (82%)	406 (10%)	282 (7%)	3,905
August	2,561 (79%)	391 (12%)	300 (9%)	3,252
September	3,110 (78%)	504 (13%)	362 (9%)	3,976
October	2,717 (78%)	505 (15%)	246 (7%)	3,468
November	3,048 (78%)	607 (15%)	276 (7%)	3,931



Texas Department of State
Health Services

Reinstatement of suspended medications



Reinstating Suspended Medications

Effective date of April 1, 2023

Medication Name	Indication	Medication Name	Indication
Lisinopril	Hypertension	Trazodone	Psychiatric conditions
Hydrochlorothiazide	Hypertension	Duloxetine	Psychiatric conditions
Amlodipine	Hypertension	Gabapentin	Psychiatric conditions
Metoprolol	Hypertension	Sertraline	Psychiatric conditions
Metformin	Diabetes	Atorvastatin	High cholesterol



THMP Staff Update



THMP Staff Update

Permanent Staff

- 2 Managers
- 3 Supervisors
- 14 Eligibility Determination Workers (1 vacancy)
- 7 Program Coordinators (1 vacancy)
- 2 Medication Ordering Specialists
- 3 Administrative Support Staff
- 1 Training Specialist

Temporary Staff

- 1 Manager
- 24 Eligibility Determination Workers (9 vacancies)

New Staff

- 3 TCT client support staff

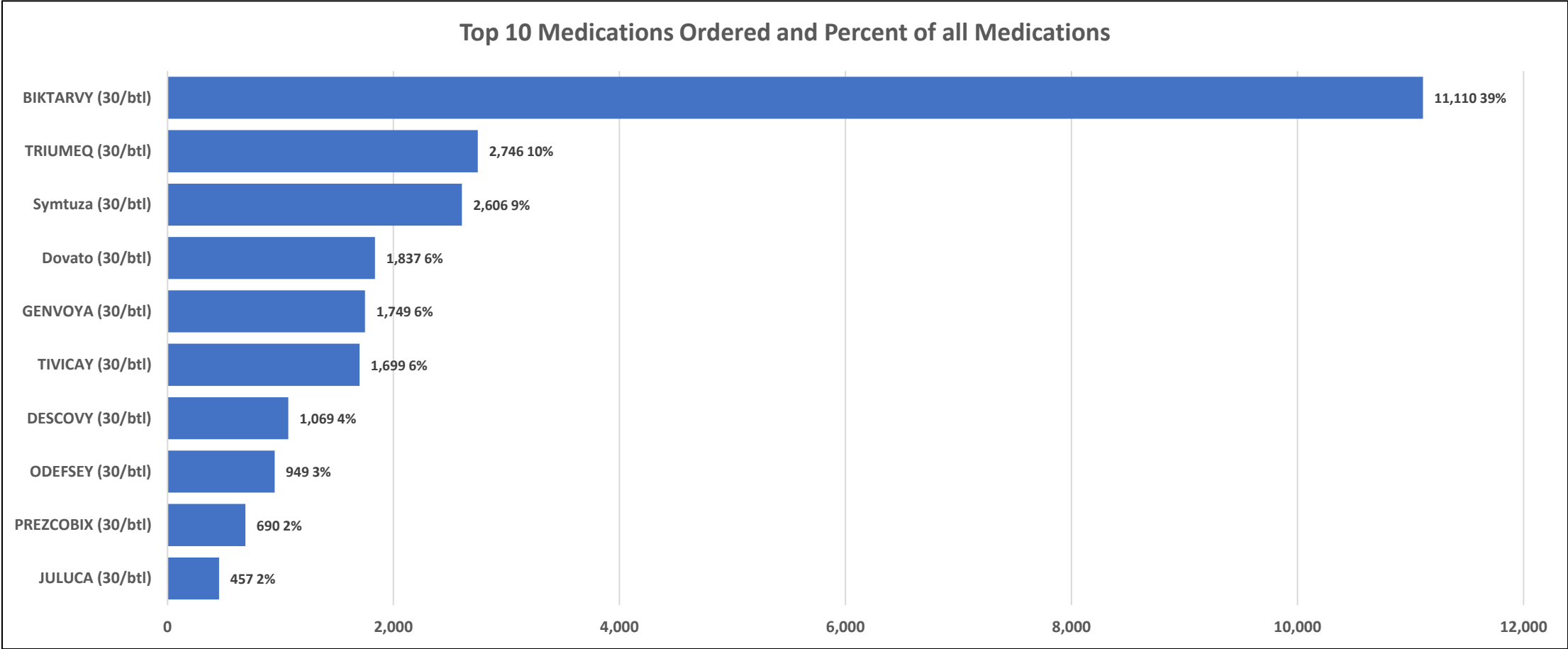


Data Update on Demographics and Actuarial Projections



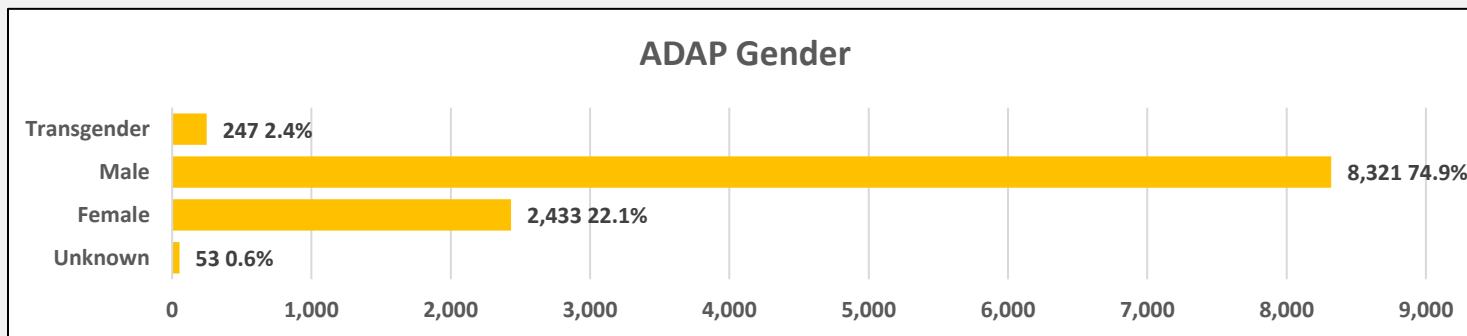
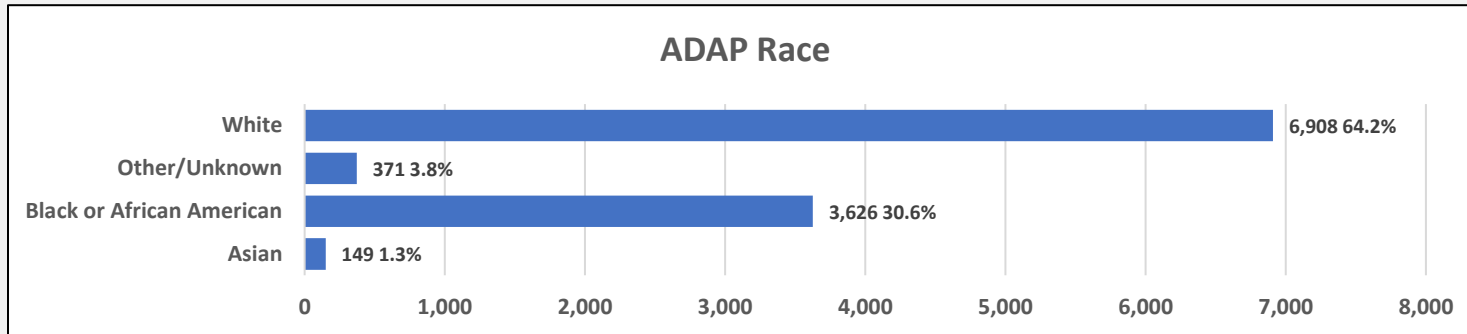
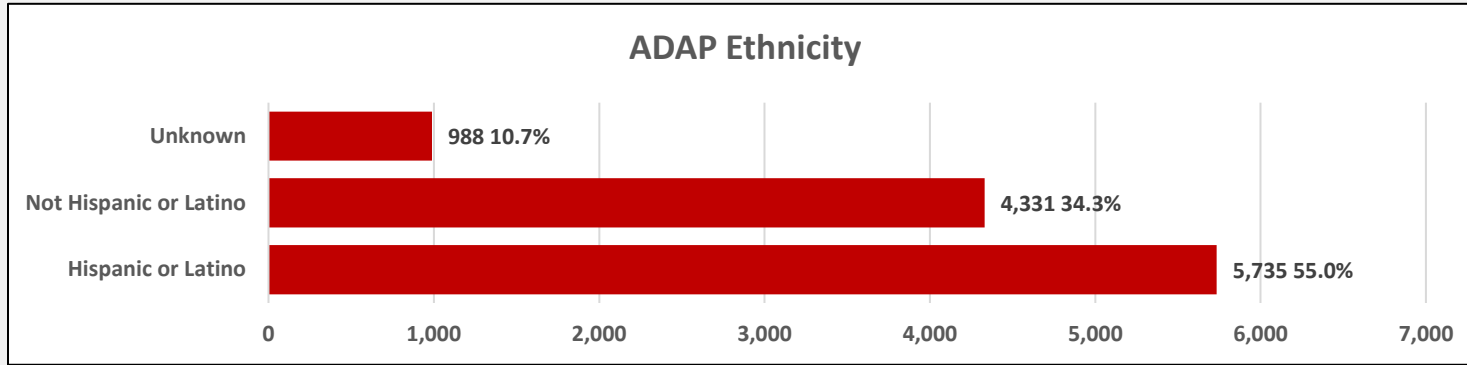
THMP Medications: Sep 2022 – Nov 2022

Total = 28,699



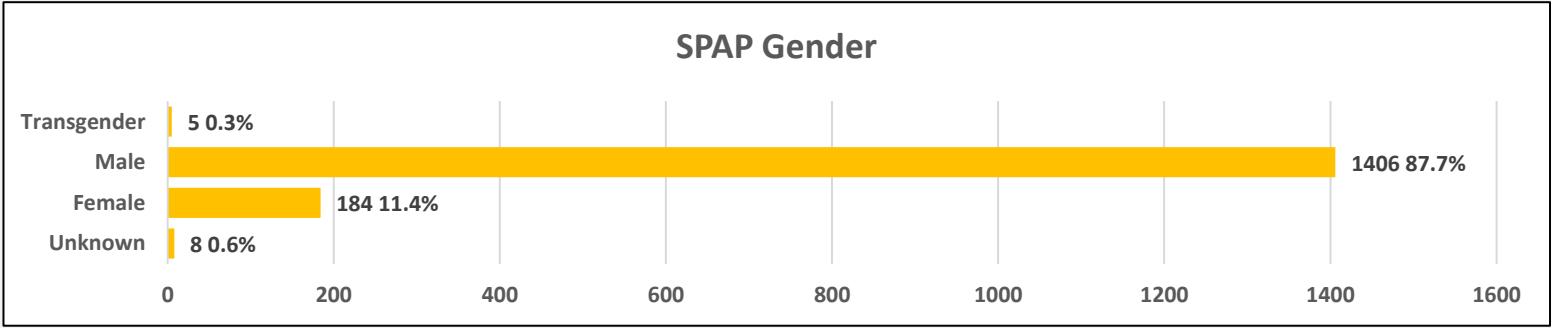
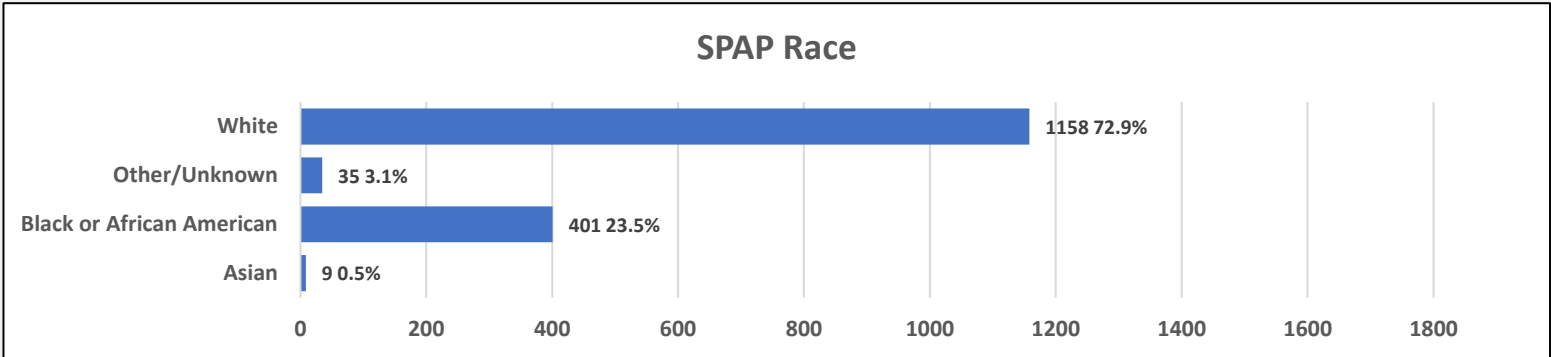
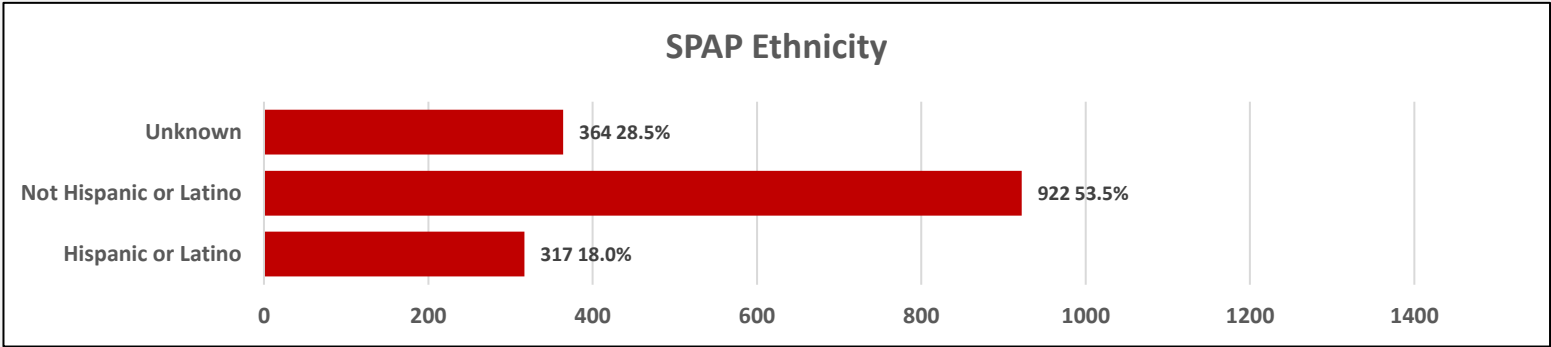
ADAP Demographics: Sep 2022 – Nov 2022

Total Clients with Medications Filled = 11,054



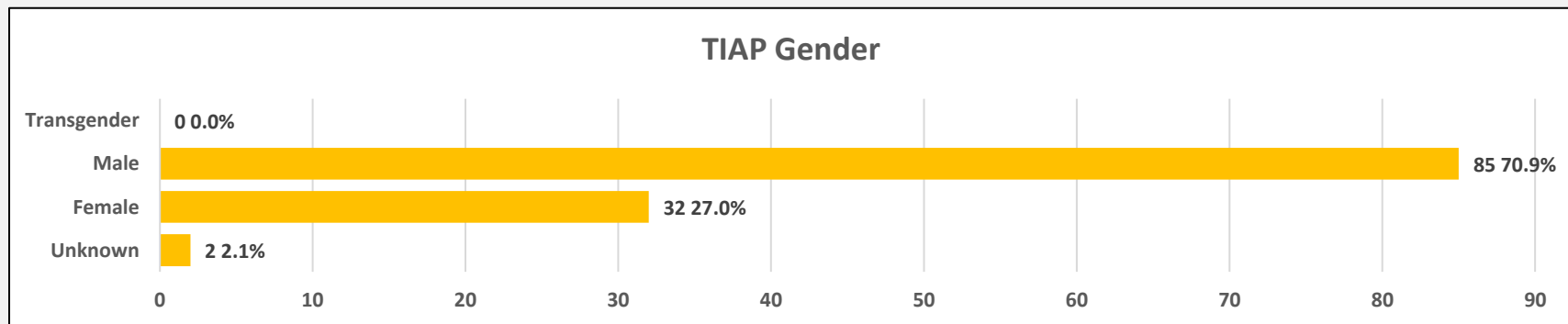
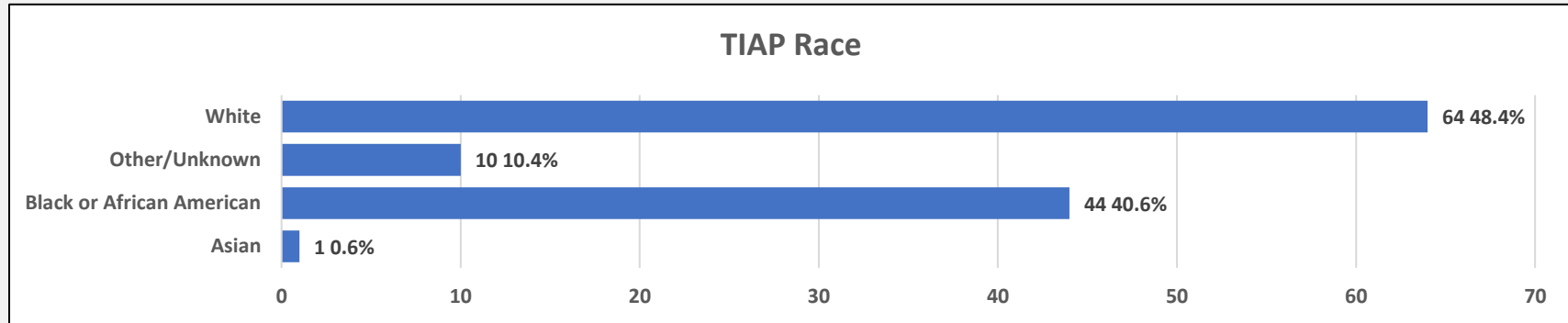
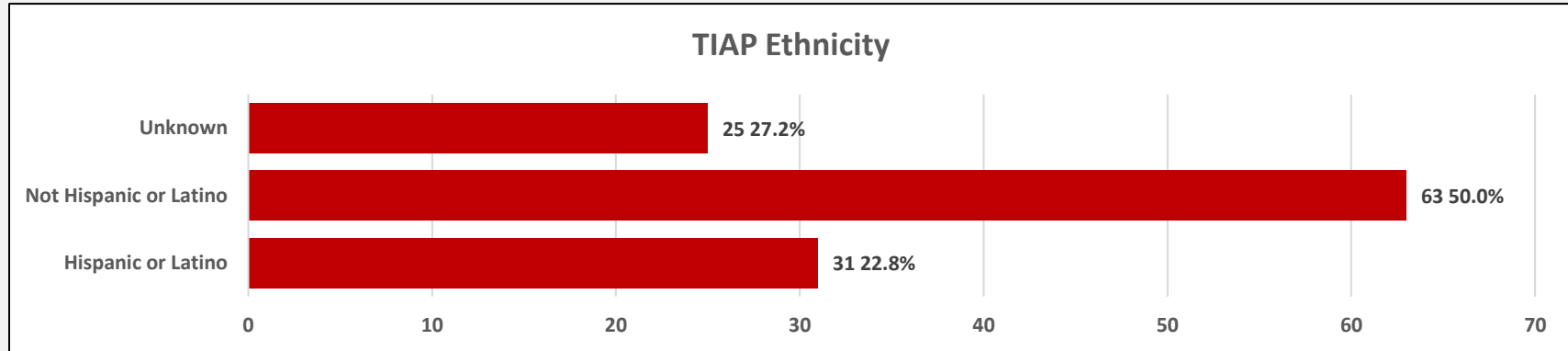
SPAP Demographics: Sep 2022 – Nov 2022

Total Clients with Medications Filled= 1,603



TIAP Demographics: Sep 2022 – Nov 2022

Total Clients with Medications Filled= 119



ADAP Data

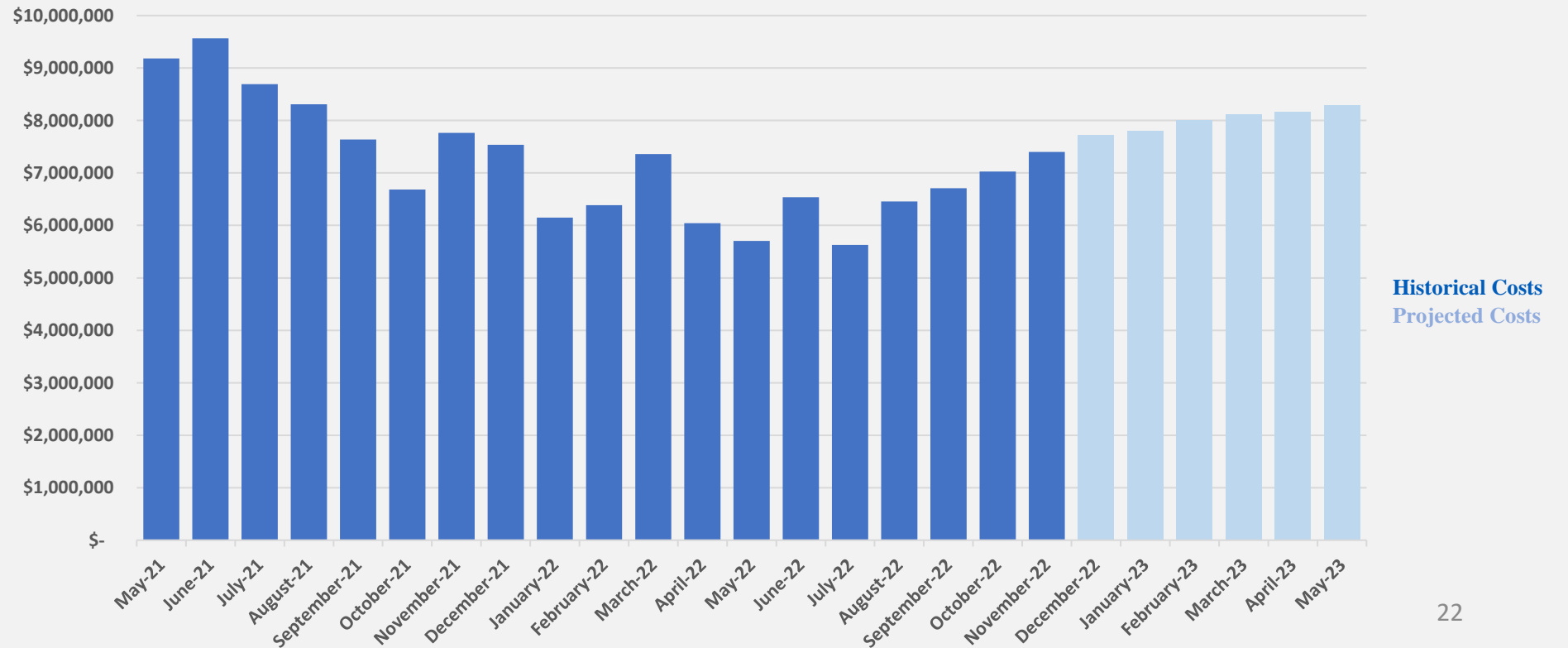
Total Clients, Average Cost of Client, and Total Cost Per Year *

* data for 2023 - 2026 are based on projections

Calendar Year	2021	2022	2023	2024	2025	2026
Total Clients	21,892	15,541	17,407	19,615	19,615	19,615
Average Cost	\$5,399	\$5,140	\$5,388	\$5,750	\$6,401	\$6,751
Total Cost per Year	\$118,204,913	\$79,880,114	\$93,785,039	\$112,783,751	\$125,562,509	\$132,422,582

Cost of Medications

Data for Dec 2022 – May 2023 are based on projections



SPAP Data

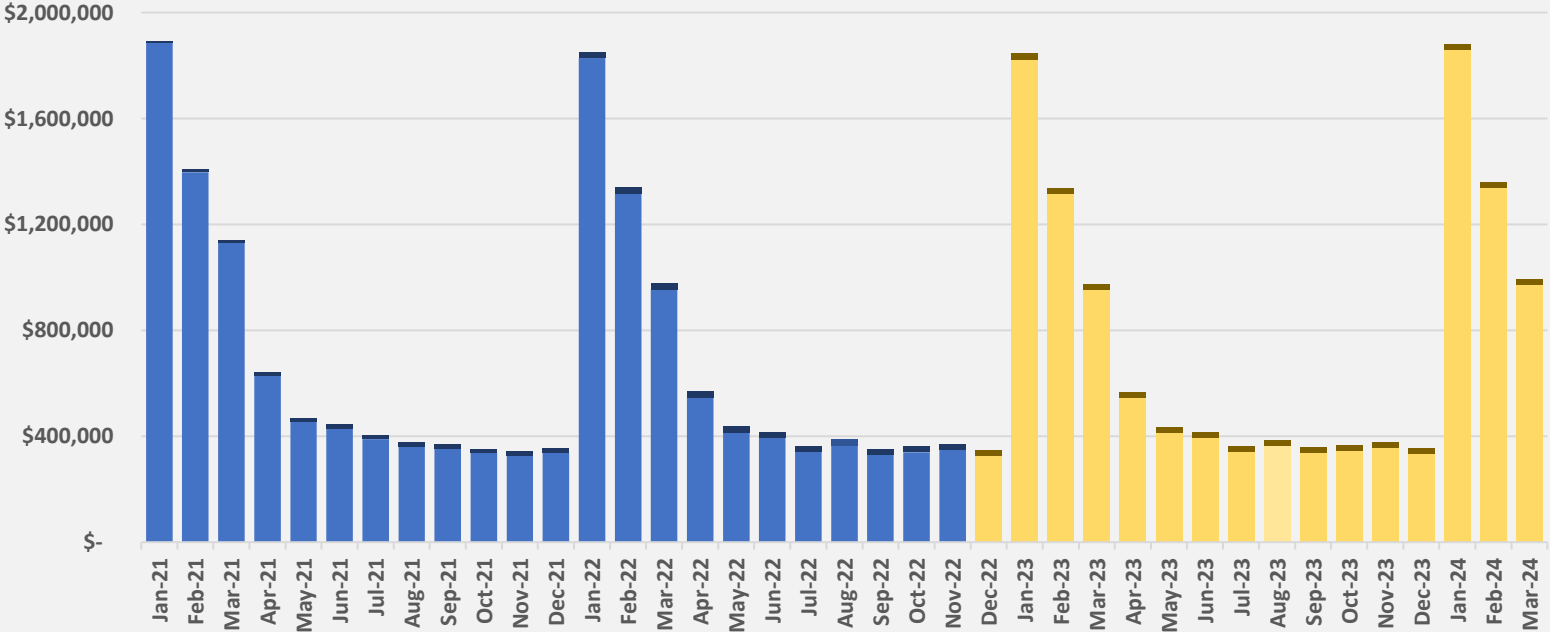
Total Clients, Average Cost of Client, and Total Cost Per Year *

* data for 2023 - 2026 are based on projections

Calendar Year	2021	2022	2023	2024	2025	2026
Total Clients	2,084	1,787	1,644	1,644	1,644	1,644
Average Cost	\$327	\$351	\$380	\$387	\$394	\$401
Total Cost per Year	\$8,175,902	\$7,519,290	\$7,491,419	\$7,626,265	\$7,763,538	\$7,903,281

Actual and Projected Total Cost by Month

Projected data for Dec 2022 and beyond



Historical Premiums
Historical Claims
Projected Premiums
Projected Claims



Texas Department of State Health Services

TIAP Data

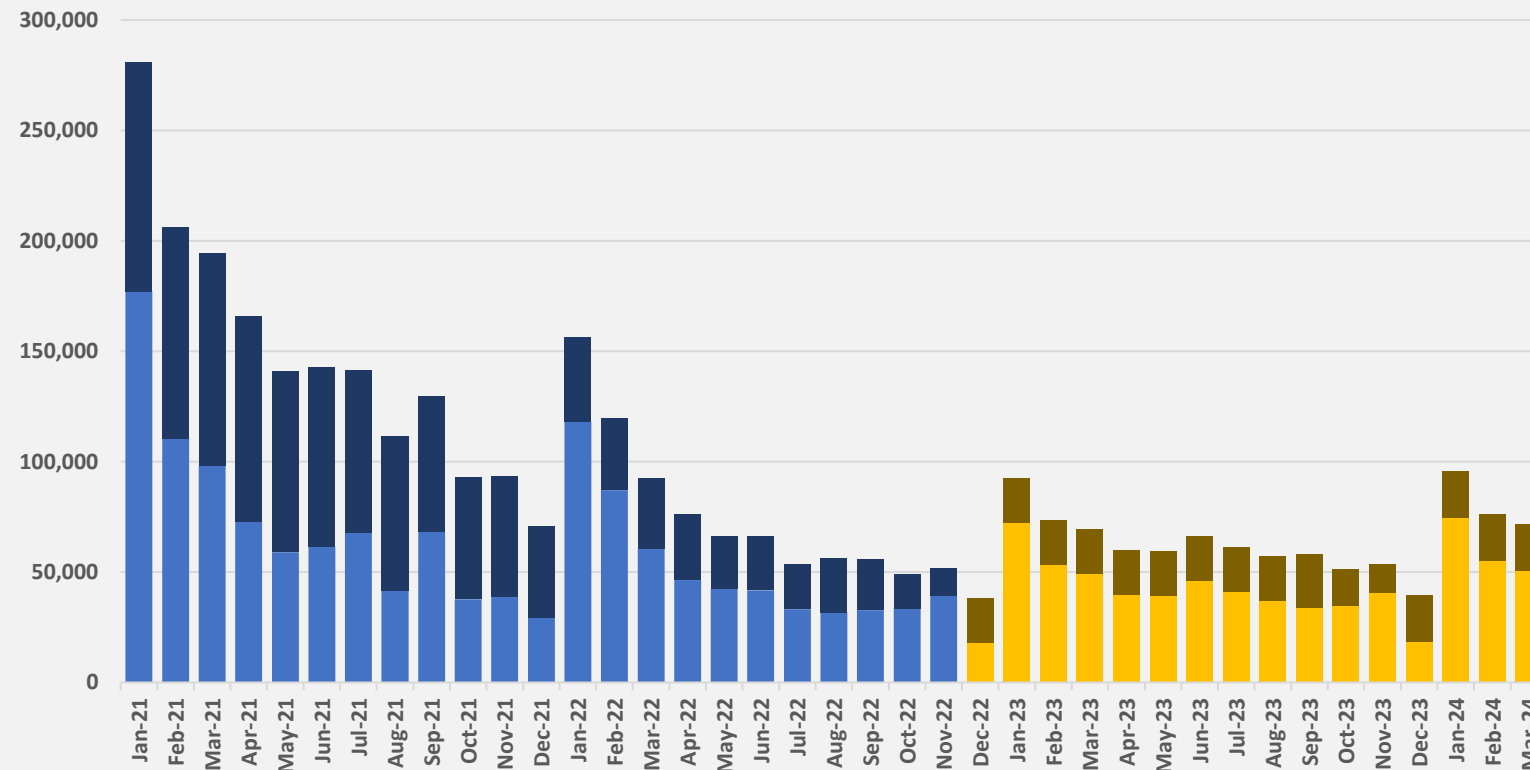
Total Clients, Average Cost of Client, and Total Cost Per Year *

* data for 2022 - 2026 are based on projections

Calendar Year	2021	2022	2023	2024	2025	2026
Total Clients	416	273	191	193	195	197
Average Cost	\$405	\$327	\$320	\$328	\$337	\$346
Total Cost per Year	\$2,020,264	\$1,072,777	\$732,971	\$759,777	\$787,628	\$816,567

Actual and Projected Total Cost by Month

Projected data for Dec 2022 and Beyond



Texas Department of State Health Services

Historical Premiums
 Historical Claims
 Projected Premiums
 Projected Claims