


Operation Border Health Preparedness 2023 Update

Task Force of Border Health Officials Meeting
October 11, 2023

Karin Hopkins, Office of Border Public Health Director

Office of
Border
Public Health



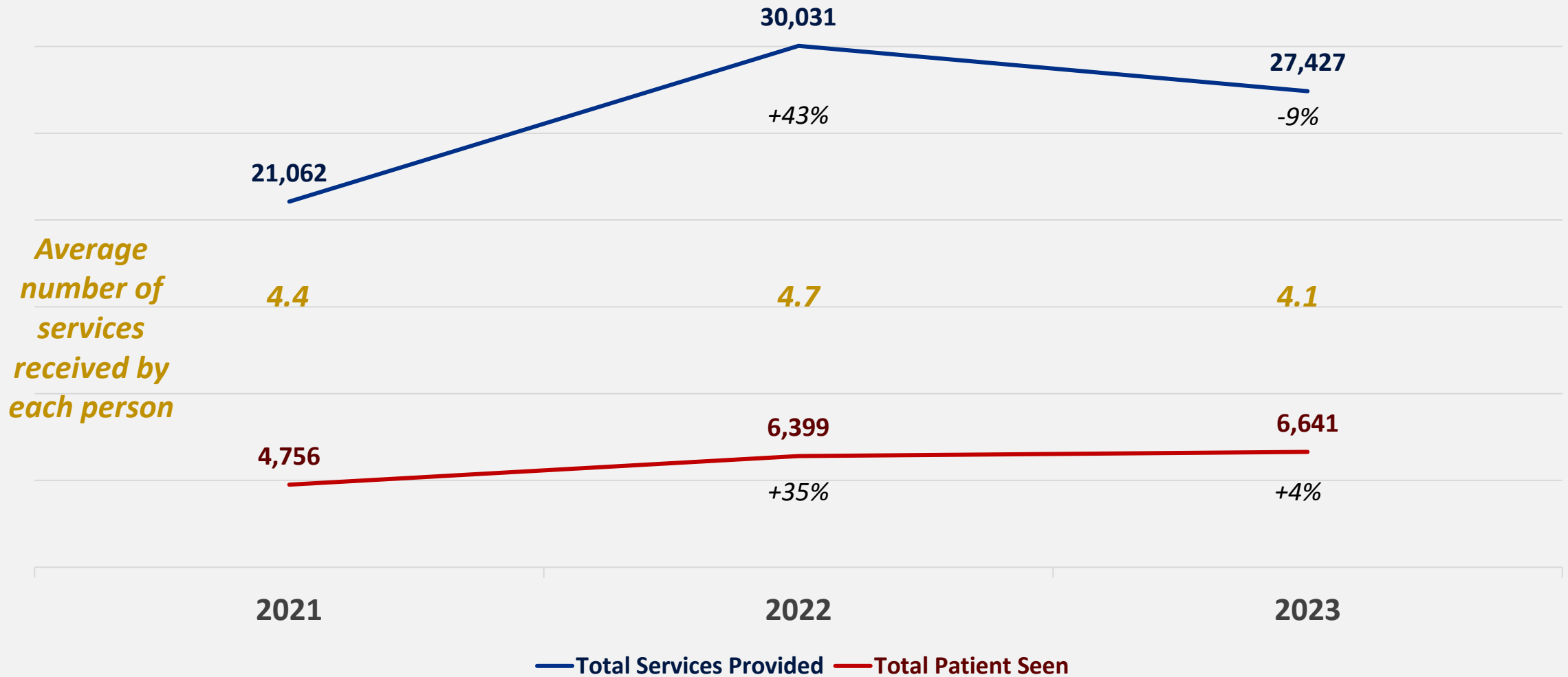
Results

OBHP Year	Total Services Provided	Total Patients Seen	Locations	Days
2023	27,427	6,641	5	5
2022	30,031	6,399	6	5-6
2021	21,062	4,756	3	3-5

Medical points of dispensing located in
Cameron, Hidalgo, Willacy, Starr, and Webb
counties



Operation Border Health Preparedness, 2021-2023





2023 Infographic

PATIENTS SEEN & HEALTH SERVICES PROVIDED



5
LOCATIONS



6,641
PATIENTS
SEEN



27,427
SERVICES
PROVIDED

TOP HEALTH SERVICES PROVIDED



6,301
VITAL SIGNS



4,000
IMMUNIZATIONS



2,946
HEARING TESTS



2,918
VISUAL SCREENINGS



2,904
MEDICAL EXAMS

MEDICAL EXAMS PROVIDED BY AGE GROUP



2,904
MEDICAL
EXAMS



1,034
ADULTS




1,398
TEENS



472
KIDS



\$482,457.40
COST IN THE
PRIVATE SECTOR



2023 Infographic (continued)

IMMUNIZATIONS ADMINISTERED




VETERINARY SERVICES



STAFF WORKING OBHP 2023





Partners



Texas Department of State Health Services



City of Laredo Health Department



Public Health



HEALTH



Thank you!

obph@dshs.texas.gov

Office of
Border
Public Health